

Operating Features of the Electronic Combination Lock

LG BASIC

3715 Electronic Entry Device

1. Anti-Tamper

Entering Four (4) wrong sets of numbers in a row puts the lock into an 8 minute lock out penalty time in which the lock is inoperable. A red light will flash intermittently on the input pad during this time. At the end of the 8 minute duration, the lock is ready for the correct number, a further one (1) incorrect entry will put the lock into penalty time again, only the correct number will open & reset the lock.

2. Low Battery Indication

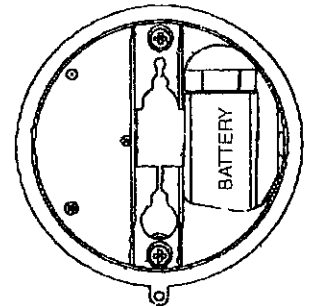

Multiple beeps at the end of a code number entry means the battery needs replacing.

3. Changing Your Battery

- i. Slide the keypad housing up and carefully pull away from mounting surface to expose battery compartment.
- ii. Remove 9-Volt Alkaline battery and replace with a new one.
- iii. The connector is easily removed by unsnapping it from the two terminals on the top of the battery.

**CAUTION! HOLD ONTO BATTERY TERMINAL
TO AVOID PULLING WIRES OUT OF HOUSING.**

- iv. Carefully position the keypad over the mounting screws and slide the keypad housing down. Ensure that there are no wires or cables trapped between the input pad and the safe door. Pinched cables can result in a short circuit.



4. Battery Type

Use only Duracell Procell Alkaline 9 volt batteries only.

Note:

The lock does not lose any memory if the batteries are disconnected for any length of time. Battery life is dependent on the amount of use, one opening per day approx 12 months life. Higher use, reduced battery life. Poor quality batteries can reduce operational life by up to 50%.

3715 Angular Round Entry

CMI SAFE CO. A.B.N. 20 118 637 245

Head Office: 244 WEST STREET, CARLTON, N.S.W. 2218

Phone: (02) 9547 1488 (5 lines) Fax: (02) 9547 2104

Web Site: <http://www.cmisafe.com.au>

Email: sales@cmisafe.com.au

Agents in all major cities throughout Australia



Australian Owned Family Company

KB KK 7 05 B

Operating Instructions for Electronic Combination Lock

LG BASIC

3715 Electronic Entry Device


➔ To Open

Enter number 1 2 3 4 5 6 (Factory Set)
Each number is accompanied by a **Beep**.

2 beeps at end of entry signifies number **Accepted**.
3 beeps at end of fourth (4th) entry indicates wrong number,
you are now in penalty time. See over page for explanation
of Anti-Tamper. On a successful number entry, turn safe
handle to open safe. Safe is now open.

➔ To Lock

Close safe door and turn handle to close position. The lock
will lock automatically.



3715 Angular Round Entry

➔ To Change Number

Enter 0 0 0 0 0 0 (6 zeros)
Enter old number (Factory set 1 2 3 4 5 6)
Enter new number twice (e.g. 142536 + 142536)
2 Beeps signifies number accepted.
Test new number.

Note: The number returns to original if the change is unsuccessful.

Use Duracell Procell Alkaline 9 volt batteries only.

For any further information on this lock or any CMI Safe Co products
contact your nearest distributor or CMI Safe Co.

CMI SAFE CO. A.B.N. 20 118 637 245

Head Office: 244 WEST STREET, CARLTON , N.S.W. 2218

Phone: (02) 9547 1488 (5 lines) Fax: (02) 9547 2104

Web Site: <http://www.cmisafe.com.au>

Email: sales@cmisafe.com.au

Agents in all major cities throughout Australia



Australian Owned Family Company

KB KK 7 05 A