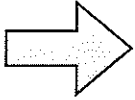




Operating Instructions Spartan Series BASIC MODE

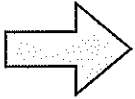
SARGENT AND GREENLEAF®



To Open

The factory code is 1 2 3 4 5 6.
Enter 1 2 3 4 5 6
Each number is accompanied by a BEEP.

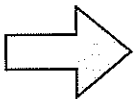
2 beeps at end of entry signifies number accepted.
On a successful number entry, -turn safe handle to open safe.
Safe is now open.



To Lock

Close safe door and turn handle to close position.
The lock will lock automatically.
Lock will sound 2 beeps to confirm locking

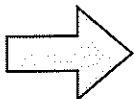
ALWAYS LEAVE THE SAFE DOOR OPEN WHEN CHANGING AND CHECKING CODES!



To Change the Number

Enter 0 0 0 0 0 0
Enter existing number (1 2 3 4 5 6) for new safe
Enter new number twice (e.g. 142536 + 142536)
2 beeps signifies number accepted.
Test new number

Note: The number returns to original if the change is unsuccessful.



Anti - Tamper

If 5 incorrect codes are entered in a row,
The lock will enter a 3 minute penalty period
During which it will not accept input.
Pressing a key during the penalty time extends the period a few seconds.

If your lock does not respond to key presses and the keypad's red LED blinks once every 10 seconds, the lock is in penalty time. Do not press any buttons for at least 3 minutes, then try your code again.

CMI SAFE CO. A.B.N. 20 118 637 245

Head Office: 244 WEST STREET, CARLTON , N.S.W. 2218

Phone: (02) 9547 1488 (5 lines) Fax: (02) 9547 2104

Web Site: <http://www.cmisafe.com.au>

Email: sales@cmisafe.com.au

Agents in all major cities throughout Australia





Australian Owned Family Company

KB KK 0514 A



SARGENT AND GREENLEAF®



Pull TAB towards you to release battery

Sargent & Greenleaf Spartan Series.

Replacing the battery on the

BASIC entry pad

Pull the TAB at the base of the keypad towards you to release the battery.

Remove and replace the battery with a

**9 volt ALKALINE battery.
DURACELL**

Insert the battery and pod and ensure it is firmly in place.

Fitting of an incorrect battery type may result in intermittent operational problems.

It is important the replacement battery has a long use by date for efficient operation.

For any further information on this lock or any CMI Safe Co products and services please contact



Australian Owned Family Company

or your nearest Distributor for CMI Safe Co products.

CMI SAFE CO. A.B.N. 20 118 637 245

Head Office: 244 WEST STREET, CARLTON, N.S.W. 2218

Phone: (02) 9547 1488 (5 lines) Fax: (02) 9547 2104

Web Site: <http://www.cmisafe.com.au>

Email: sales@cmisafe.com.au

Agents in all major cities throughout Australia



Australian Owned Family Company

KB KK 0514 B